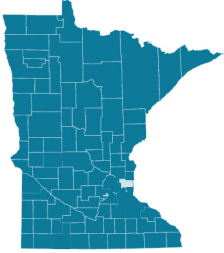


# Minnesota Immigrant Contributions

# 4th Congressional District



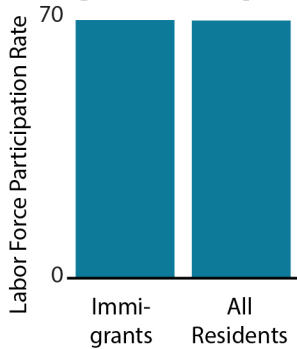
Minnesota's Fourth Congressional District comprises these counties in whole or in part: Ramsey, Washington.

Total Population **687,656**

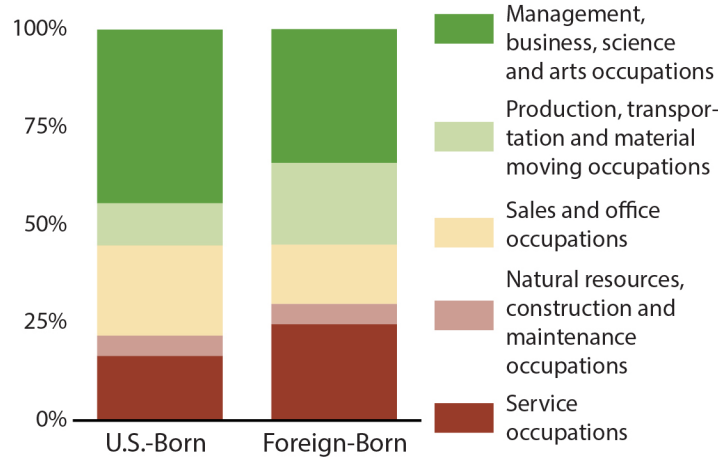
## Demographic Snapshot of Immigrants in the Fourth Congressional District

Total Foreign-Born Population **90,467**

### Immigrants help drive the economy.



69 percent of immigrants in the Fourth District are in the labor force, the same rate as for all adults in the district.



Immigrants work in many occupations, both low- and high-wage, but are more likely to work in the lowest-wage occupations than U.S.-born workers.

**\$43,580** median household income for immigrants.

**\$62,153** median household income for all households.

13 percent of the population is foreign-born



50 percent of the foreign-born are naturalized citizens



32 percent of immigrants have a 4-year college degree or higher, similar to the statewide figure but lower than the rate of 42 percent for all Fourth District Minnesotans.



26 percent of U.S.-born citizen children live in immigrant families.



### Immigrants are important voices for our future.

**41,237** Naturalized citizen voting age population

**High levels of immigrants in low- and moderate-wage jobs suggest that immigrants are filling an important role in this district's economy.**

See immigrant contributions for all Minnesota Congressional Districts at [www.mnbudgetproject.org/immigration](http://www.mnbudgetproject.org/immigration)

Minnesota Budget Project Analysis of U.S. Census American Community Survey 2011-2015 data